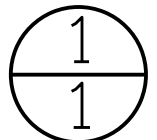
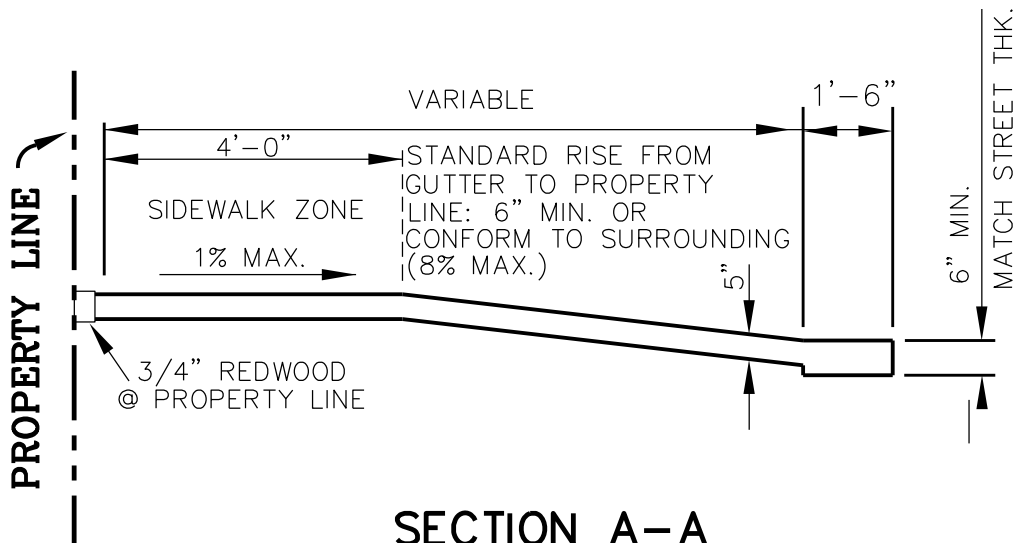


PLAN FOR TYPICAL RESIDENTIAL DRIVEWAY APPROACH

N.T.S.

- NOTES:** * ADA REQUIREMENTS MUST BE SATISFIED WHERE SIDEWALK MEETS DRIVE APPROACH. DETAILS TO APPLY TO ALL CONSTRUCTION AND RECONSTRUCTION OF ANY DRIVEWAY. NO CUSHION SAND ALLOWED UNDERNEATH PAVEMENT.



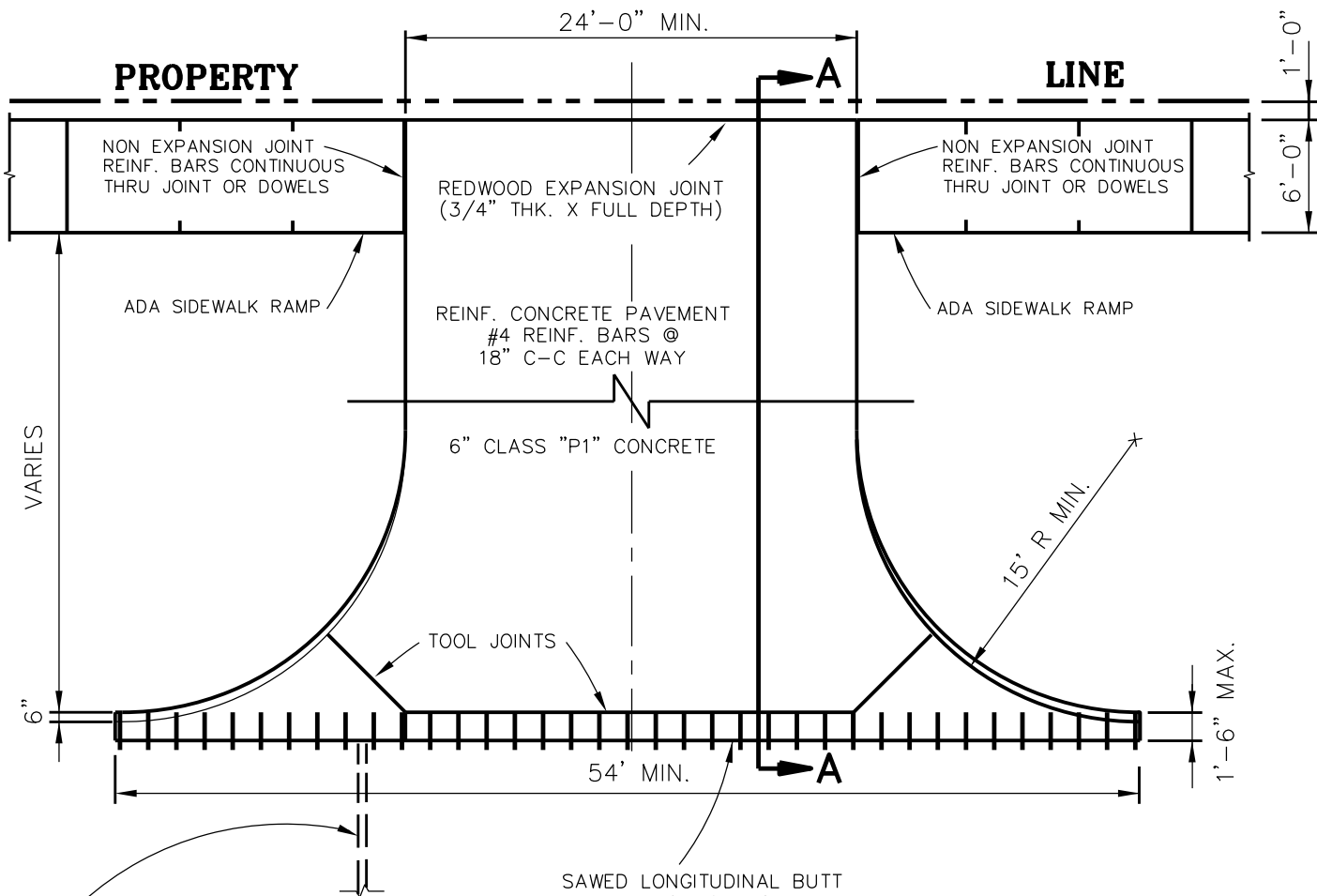
Revision Date: 08/19

Scale : N/A Date : 06/01/05
 Design :
 Drawn : GAV
 Dwg. File : DRWAY_001.DWG
 Project No. : STANDARD-DETAILS


GARLAND
 ENGINEERING
 STANDARD DETAILS

TYPICAL RESIDENTIAL DRIVEWAY APPROACH

PAGE
1



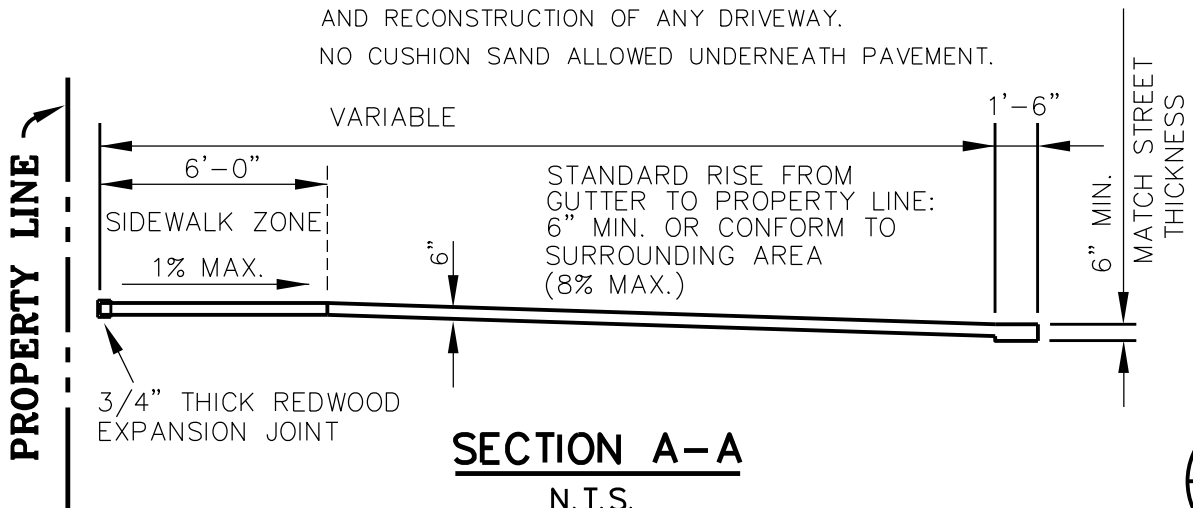
NOTE: CONSULT THE INSPECTOR FOR JOINT PATTERN IF REDWOOD JOINTS FALL WITHIN APPROACH LIMITS.

SAWED LONGITUDINAL BUTT JOINT OR CONSTRUCTION JOINT. REFER TO JOINT DETAILS FOR DOWEL INFORMATION.

TYPICAL NON-RESIDENTIAL DRIVEWAY APPROACH

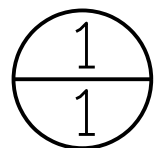
N.T.S.

NOTES: ADA REQUIREMENTS MUST BE SATISFIED WHERE SIDEWALK MEETS DRIVE APPROACH. DETAILS TO APPLY TO ALL CONSTRUCTION AND RECONSTRUCTION OF ANY DRIVEWAY. NO CUSHION SAND ALLOWED UNDERNEATH PAVEMENT.



SECTION A-A

N.T.S.

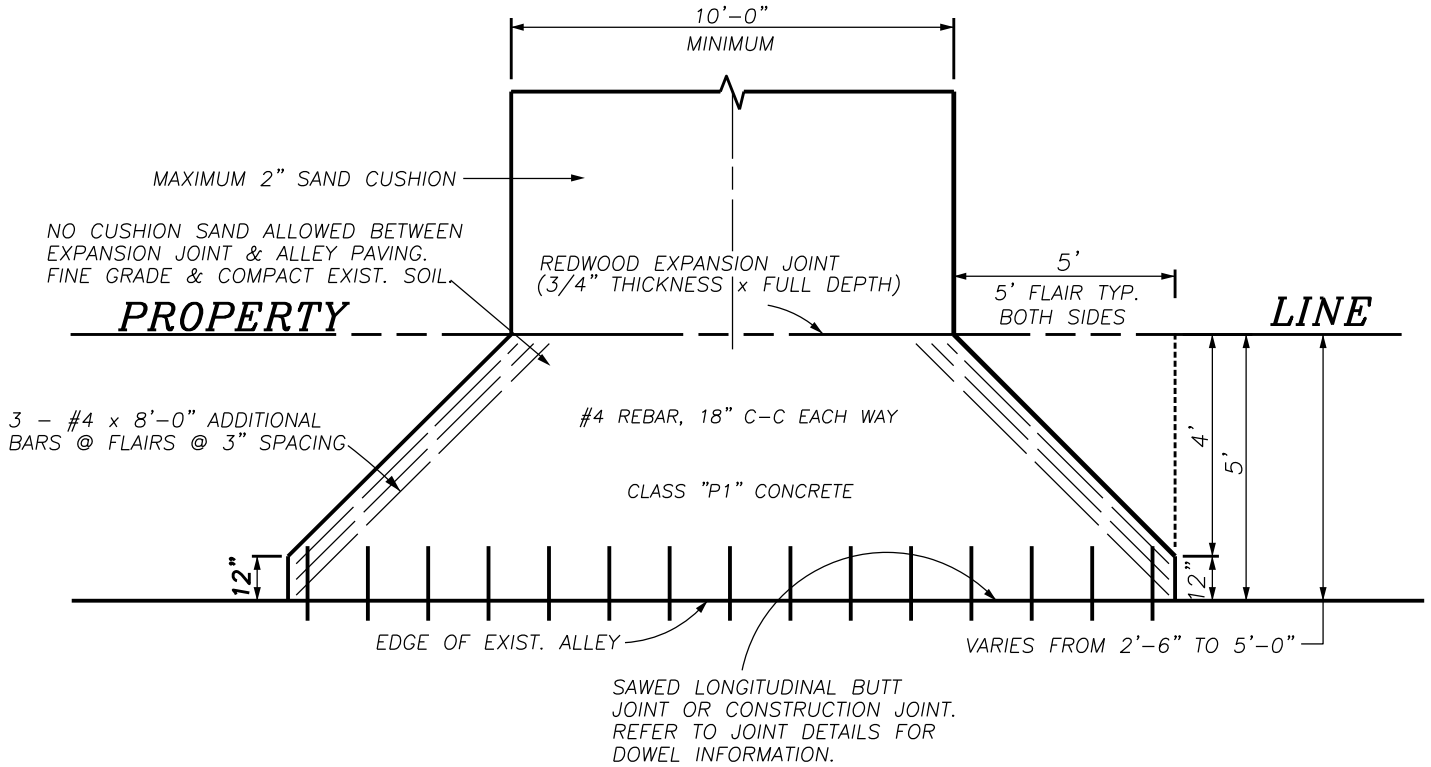


Revision Date: 08/19

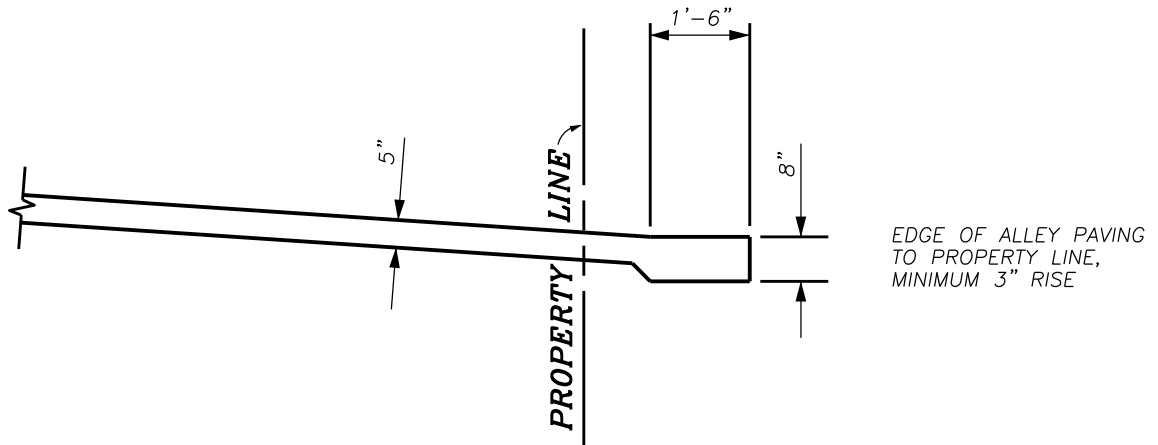
Scale :	N/A	Date :	06/01/05
Design :			
Drawn :	GAV		
Dwg. File :	DRWAY_002.DWG		
Project No. :	STANDARD-DETAILS		



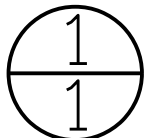
TYPICAL NON-RESIDENTIAL DRIVEWAY APPROACH



TYPICAL RESIDENTIAL DRIVEWAY APPROACH TO ALLEY



SECTION FOR ALLEY DRIVEWAY APPROACH



Revision Date: 08/19

Scale : 1"=4' Date : 06/01/05
 Design :
 Drawn : GAV
 Dwg. File : DRWAY_003.DWG
 Project No. : STANDARD-DETAILS


GARLAND
 ENGINEERING
 STANDARD DETAILS

TYPICAL RESIDENTIAL
 DRIVEWAY AT ALLEY
 APPROACH

PAGE
 3